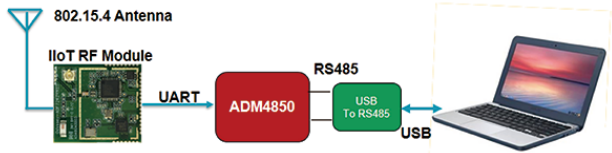
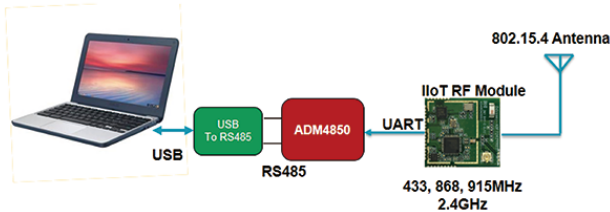



## Wireless RS-485: RS485 + IloT Module



### Measurement Specifications

- DC:5V Input
- Data Rate: 9600 To 115200 bps
- TTL Level:3.3V
- Supply Half-Duplex RS-485 Network
- RF Output Power Max: +13dBm
- Power Consumption: 20mA/Hr
- RF Output Freq:
  - 2.4GHz(802.15.4)
  - 915MHz/868MHz & 433MHz
- RF Output :
  - Chip Antenna (default)
  - I-PEX Conn. (option)



### Focus market and applications

- PLC RS485 connection
- For Industrial Transducer
- For Manufacturing Automation

### Solve Design Challenge

- Easy to use & Install
- Do not to check/replace RS-485 cable